

SPECULUMS.




FIG. 577.

Dr. Meadows' Speculum, stoutly plated	1	15	0
Ditto Improved Speculum, with side blades, stoutly plated, Fig. 577	2	0	0

Sir James Simpson's Trivalve Speculum Vaginæ, stoutly plated	£1 14 0
Dr. Cusco's Speculum, improved, electro-plated	1 7 6

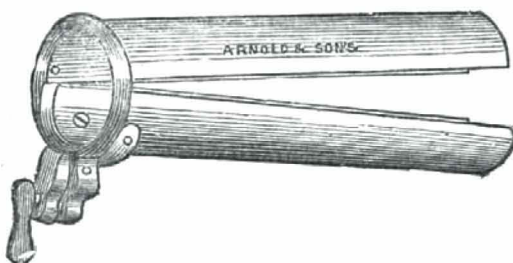


FIG. 578.

Screw-lever Speculum, German Silver, Fig. 578	1 2 6
Ditto stoutly plated	1 9 6

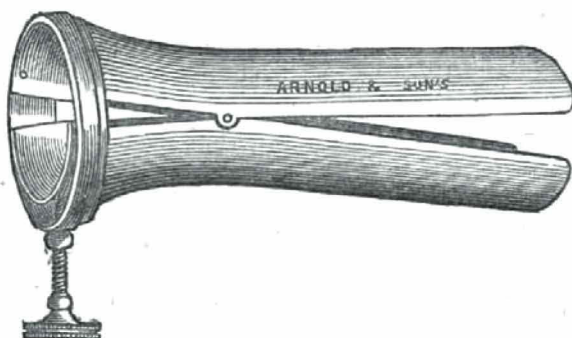


FIG. 579.

Speculum, German Silver, Fig. 579	1 2 6
Ditto stoutly plated	1 10 0

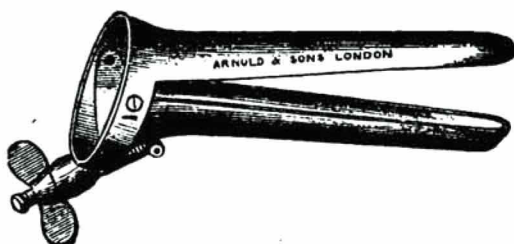


FIG. 580.

Arnold and Sons' Improved Bivalve-lever Speculum, German silver, Fig. 580	1 1 0
Ditto ditto stoutly plated	1 10 0




FIG. 581.

Arnold and Sons' modification of Marion Sims' Speculum,
 with metal wire lever frame, Fig. 581 £1 1 0
 Sims' Duck-bill Speculum, the set of three fitting one
 screw socket handle in morocco case 2 2 0

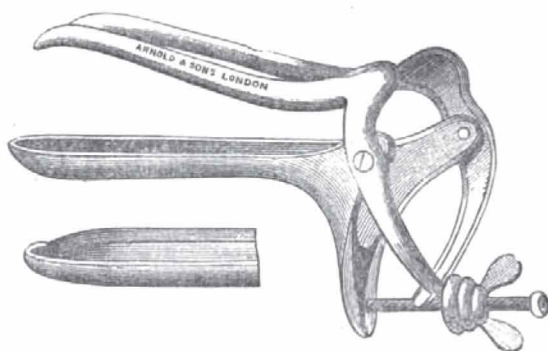


FIG. 582.

American Speculum, German silver, Fig. 582 1 1 0

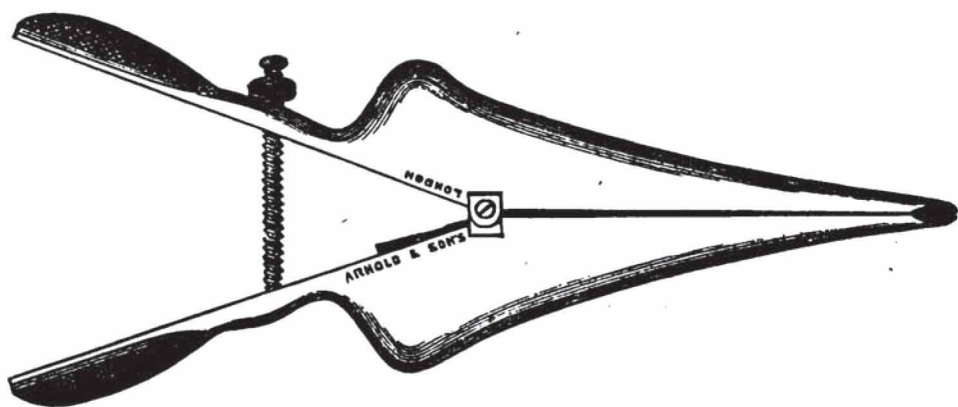


FIG. 583.

Dr. H. Bennett's Bivalve Speculum, German Silver, Fig.
 583 1 2 6
 Ditto . . . ditto . . . stoutly plated . . . 1 9 6

Scanzoni's four-bladed Speculum	£2	0	0
Hilliard's ditto	2	0	0
Ricord's Speculum	0	15	0
Bozman's Duck-bill Speculum	1	2	6
Dr. Hewitt's Speculum, stoutly plated	1	5	0
Duck-bill Speculum with improved clamp	2	5	0

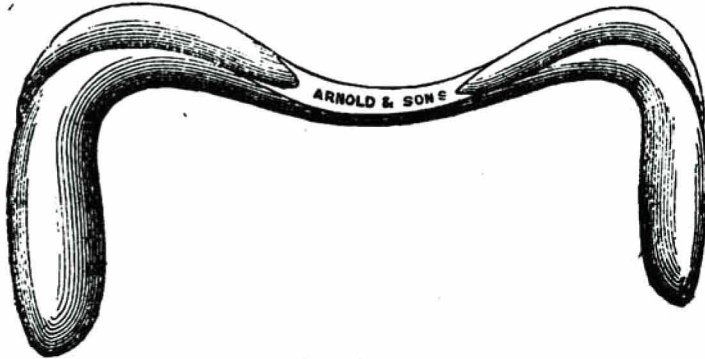


FIG. 584.

Sims' Duck-bill Speculum, stoutly plated, Fig. 584	0	16	0
--	---	----	---




FIG. 585.

Sir Wm. Fergusson's Plated Speculum, Fig. 585	each	0	9	6
Ditto ditto the set of three		1	7	6
Sir Wm. Fergusson's Speculums (three sizes), glass, silvered, and coated with elastic gum	each	0	4	6
Dr. Routh's Speculum Holder		2	18	0

To this Instrument a plate is attached, which passes under the sacrum, and by means of joints and screws the Speculum is held in any required position.




FIG. 586.

Dr. Hall Davis's Tapering Speculum, silver plated	each	0	10	6
Ditto ditto per set of three, in leather case, complete		1	10	0

Dr. Hall Davis's Tapering Speculum, nickel plated . each	£0	7	6
Ditto ditto per set of three, in leather case, complete		1	2 6
Ditto ditto of solid metal, without rim at uterine extremity, silver plated . each	0	12	6
Ditto ditto per set of three, in leather case, complete		1	17 6
Ditto ditto nickel plated . each	0	10	6
Ditto ditto per set of three, in leather case		1	10 0
Ditto ditto elastic gum each	0	6	0
Ditto ditto per set of three, in leather case		1	0 0

Extract from the 'Lancet,' June 13th, 1874:—"The advantages this Speculum presents over Ferguson's Glass Silvered Speculum are its non-fragility and its tapering form. It is easier of introduction. Moreover, the reflective and illuminating power is greatly increased."

Extract from the 'British Medical Journal,' July 18th, 1874:—"It is made in the most useful sizes, and produced in two combinations of metals, one electro-silver plate, and the other nickel-silver plated, which resists the action of acid and will not tarnish."

Extract from the 'Medical Times and Gazette,' July 4th, 1874:—"This Speculum has a trumpet-shaped external opening, the width of the instrument gradually diminished from this to its smaller extreme aperture."

Extract from the 'Medical Press and Circular,' June 24th, 1874:—"They are considerably lighter than any other Speculum hitherto introduced, and much cheaper. We have examined the Speculum and can recommend it."

Extract from 'Obstetrical Journal,' June 1874:—"Dr. J. Hall Davis exhibited a Speculum manufactured by Arnold after Dr. Davis's design. The tube is suitably bevelled off at its uterine end, and the edges carefully rounded."

Extract from 'Obstetrical Transactions,' vol. xvi:—"We have all of us experienced the inconvenience attendant upon the employment of Ferguson's Vaginal Speculum, this arising from its ready liability to fracture under sudden changes of temperature and by collision. I had already on two occasions ordered a tapering metallic Speculum, but the makers did not carry out the order satisfactorily. I mentioned my requirement to Messrs. Arnold and Sons, Surgical Instrument Makers, and they at once undertook, and have since executed, the commission in accordance with my instructions."

'Braithwaite's Retrospect of Medicine,' vol. lxx:—"This Speculum has been manufactured by Messrs. Arnold and Sons, 35 and 36, West Smithfield, in accordance with suggestions made by Dr. J. Hall Davis."

Dr. Atthill's Intra-uterine Speculum, Vulcanite 1 1 0

For the application of nitric acid, and to protect the cervical canal from the action of the acid, and the ensuring thorough cauterisation of the cavity of the uterus.

Extract from 'Dublin Journal of Medical Science,' January, 1873.—"I have tried it, and it answers the purpose in view very well; it is intended to be used only after the cervix has been dilated and not as a dilating agent. The instrument is made of vulcanite, and is manufactured by Messrs. Arnold and Sons, of West Smithfield, London. I believe this instrument will prove of value in facilitating the treatment of intra-uterine disease."

Curling's Speculum Ani 0 15 0



FIG. 587.




FIG. 588.

Sir Wm. Fergusson's Speculum Ani, Figs. 587 and 588 . £0 4 6
 Hilton's ditto, electro-plated 0 15 0



FIG. 589.

Lane's three-bladed Speculum Ani, Fig. 589 2 15 0
 Weiss's ditto 2 10 0
 Bivalve ditto 15s. and 1 10 0

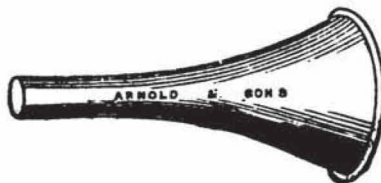


FIG. 590.

Toynbee's Ear Speculum, the set of three, plated, Fig. 590 0 10 6
 Ditto stout silver ditto 0 19 6